

FS350R Hot Dog Trailer

Specification

Model:	FS350R
Dimensions:	350*200*230cm
Window:	Sliding concession windows, with gas struts
Color:	RAL3020
Cart Size:	L350xW200xH230cm
Full Size:	L500xW200xH230cm
Net Weight:	1,300KG
Max. Load Weight:	1,400KG
Electrical:	110V/60HZ
Material:	Frame: Galvanized steel Exterior wall: Cold-rolled steel Insulation: 25mm black cotton Interior wall: ACM Workbench: 201 stainless steel Floor: Non-slip aluminium checkered floor
Electrical System:	Electrical panel board Circuit breaker GFCI power sockets Generator receptacle with covers
Lighting:	Standard trailer tail lights & red reflectors Side lights License light Interior light units
Accessory:	88cm safety chain Trailer hitch ball Trailer coupler Trailer stabilizers Heavy-duty trailer jack with wheel Door stop 7 pin trailer connector Stainless steel propane tank holder

Water Sink Kits:	<ul style="list-style-type: none"> 3 compartment water sink with side splash & drainboard Hand sink Commercial faucets for cold & hot water Floor drain
Water Supply System:	<ul style="list-style-type: none"> 24V water pumps 60L plastic clean water tanks 80L wastewater tank
Kitchen Equipment:	<ul style="list-style-type: none"> Front stainless steel workbench with cabinets Rear stainless steel workbench with backsplash Gas stove Gas fryer 1.8m under-counter fridge 1m stainless steel exhaust hood Stainless steel wall shelf
Warranty:	1 year warranty for free
<p>For more information on this trailer model, such as size options, pricing, standard configurations, customization and upgrades, production time, delivery terms, etc., please email sales@etofoodcarts.com. Our sales agent will contact you within a day or even sooner to address any inquiries you may have</p>	

etodevice

Details



- Side -



- Front -



- Side -



- Side -




- Gas Valve -



- Window -



- Vent -



- Trailer Bar -



- Inside -



- Inside -



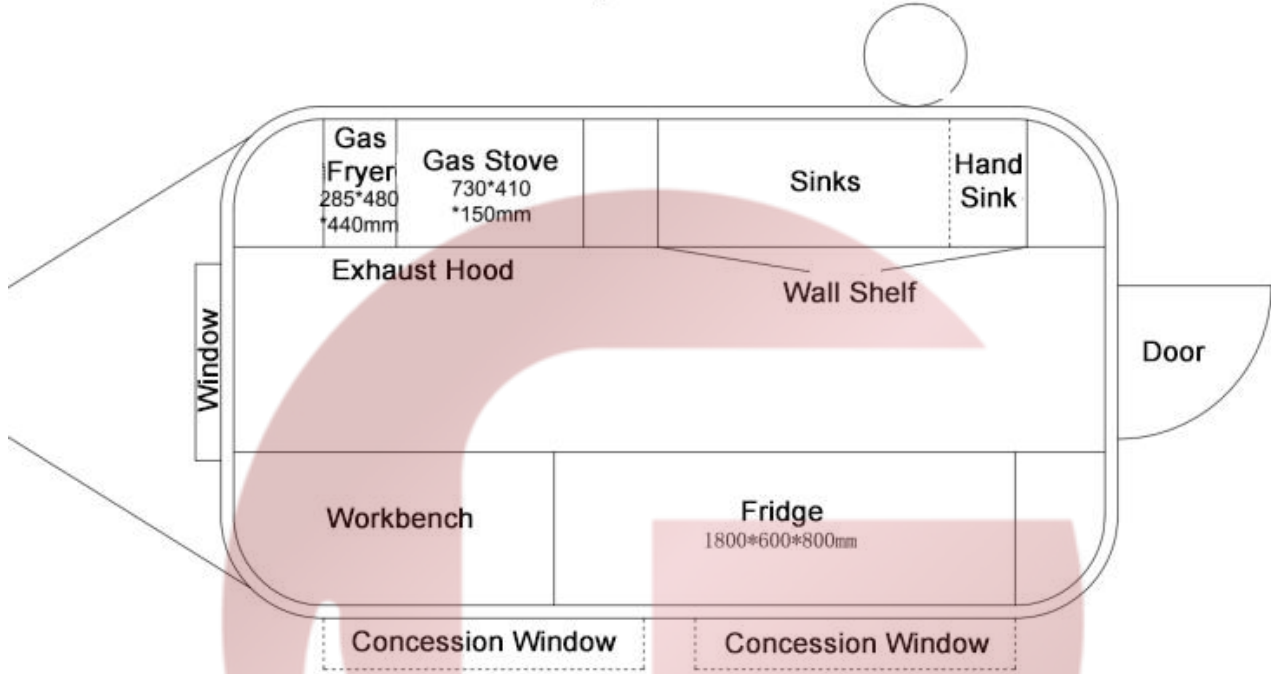
- Clean Water Tank -



- Wastewater Tank -

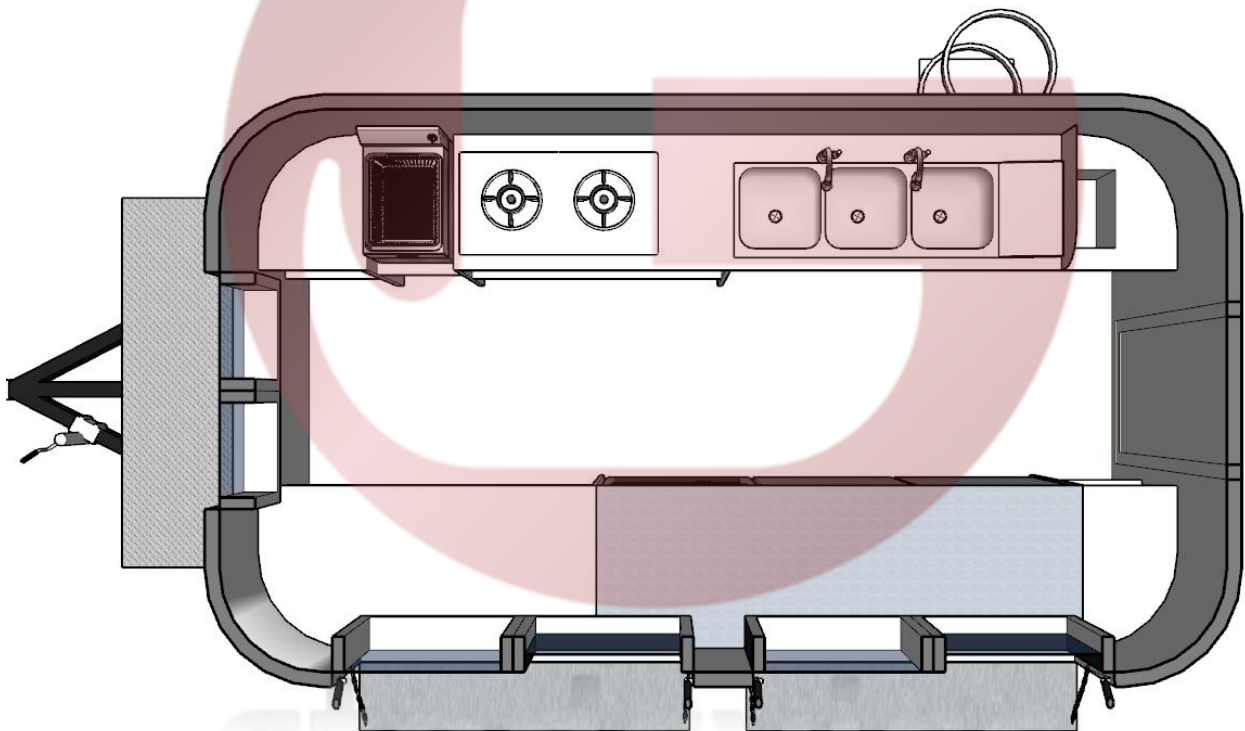

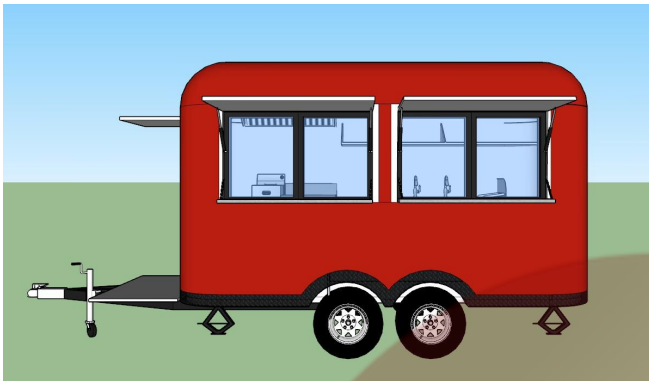
Floor Plan

Model: FS350R, Size: 350*200*245cm



etodevice

Design



etodevice